



Round 1 - Winton : 10 & 11 April
FORMULA SPORT

Leg 3

Date: 11/04/21
Event: R14
Weather: Cloudy - Temp: 13c
Track: Dry - Temp 22c

Started at: 10:56:00
Laps: 5
Starters: 31
Printed at: 11:05

PROVISIONAL CLASSIFICATION

Pos	No	Name	Class	Machine	Laps	Race Time	Behind Leader	Behind Prev	Fastest Lap	On Lap	Top Speed
1	119	Aaron ROGERS / Thai on the island	PM6	Yamaha R6 600	5	7:26.699			1:27.819	3	203
2	65	Nathan McKENZIE	PM1	Suzuki GSXR 1000	5	7:32.107	5.408	5.408	1:29.078	5	220
3	808	Joseph MARINELLO	PM6	Yamaha R6 600	5	7:35.608	8.909	3.501	1:29.857	5	211
4	77	Brendan HOLDEN	PM6	Kawasaki ZX6R 600	5	7:36.231	9.532	.623	1:30.237	3	208
5	22a	Bryce THOMPSON / Top Tune M-cycles / Murray Valley Training Centre	PM6	Honda CBR RR 600	5	7:39.223	12.524	2.992	1:30.332	4	204
6	39	Alastair LOOMES	PM1	Honda CBR RR 1000	5	7:41.186	14.487	1.963	1:30.334	2	221
7	52a	Mitchell HAWKSLEY / M-cycle City Tas / Launceston Environmental Services / Engine Reco & Parts	PM6	Honda CBR RR 600	5	7:43.570	16.871	2.384	1:30.775	4	207
8	37a	Graham SNAITH	PM1	Yamaha R1 1000	5	7:48.313	21.614	4.743	1:31.805	4	223
9	26	James KIELY / Know-How Carpentry / Race Center / Siemec / Fusport	PM6	Yamaha R6 600	5	7:48.425	21.726	.112	1:31.744	2	210
10	211	Jeffrey HILL	PM1	Kawasaki ZX10R 1000	5	7:54.099	27.400	5.674	1:33.130	2	221
11	41	Philip BUCKMAN / CDS Fabrications	PM1	Suzuki GSXR 1000	5	7:54.113	27.414	.014	1:32.524	3	229
12	22	Glenn NANKERVIS / Traralgon 4WD / Nankervis Motorsport	PM6	Yamaha R6 600	5	7:59.809	33.110	5.696	1:34.134	3	199
13	36	Chris DUFFY / Bakery On Broadway / Lynchys Garage / BLS Racing	PM1	Suzuki GSXR 1000	5	8:01.541	34.842	1.732	1:32.328	5	221
14	616	William DOWNIE / Bakery on Broadway	PM1	Suzuki GSXR 1000	5	8:04.623	37.924	3.082	1:34.772	2	219
15	6	Cori BOURNE / Pedders Suspension Shepp. / Nubs Brake Supplies / Shepp. Service Centre	PM1	Suzuki GSXR 1000	5	8:05.454	38.755	.831	1:34.746	2	221
16	15a	Johnathon HENDERSON	PM6	Honda CBR RR 600	5	8:10.528	43.829	5.074	1:35.909	5	198
17	50	Kym GROSSER	P67	Yamaha R1 1000	5	8:10.893	44.194	.365	1:33.749	5	207
18	95	Matthew RINDEL / Gears Racing Susp. / Mick Hone M-c / Shoei / Woodcraft / Top Hat Barber / AMX	PM1	Yamaha R1 1000	5	8:11.391	44.692	.498	1:33.643	5	223
19	262	Danyon ARNOLD	PM6	Honda CBR RR 600	5	8:11.451	44.752	.060	1:33.726	5	198
20	T61	Joshua REES / Walk the line tattoo / F45 / Moto elite	PM6	Kawasaki ZX6R 600	5	8:15.870	49.171	4.419	1:35.595	5	204
21	8	Brandon LEVIN	PM6	Yamaha R6 600	5	8:16.361	49.662	.491	1:35.679	5	201
22	81	Gary TIDD / Waterjet Solutions	TBK	Ducati 1198	5	8:17.927	51.228	1.566	1:37.162	3	220
23	15	Richard MARROCCHINI	TKB	Ducati 1198	5	8:18.085	51.386	.158	1:36.435	3	207

Chief Timekeeper - Colin Rothwell

Clerk of Course - Tony Bolin



COMPUTIME RACE TIMING SYSTEMS PTY LTD
www.computime.com.au

E-mail: scott@computime.com.au / Ph: 0418 17 13 17





Round 1 - Winton : 10 & 11 April
FORMULA SPORT

Leg 3

Date: 11/04/21
Event: R14
Weather: Cloudy - Temp: 13c
Track: Dry - Temp 22c

Started at: 10:56:00
Laps: 5
Starters: 31
Printed at: 11:05

PROVISIONAL CLASSIFICATION


Pos	No	Name	Class	Machine	Laps	Race Time	Behind Leader	Behind Prev	Fastest Lap	On Lap	Top Speed
24	686	Tracey DAVIES / Maple Leaf Racing / Grinning Dingo / Race Bike Tyre Supp. / Throttle Gals Mag.	TBK	Ducati P-gale 1199	5	8:18.352	51.653	.267	1:37.176	5	225
25	99	Doug HALL	P67	Suzuki TLR 1000	5	8:26.226	59.527	7.874	1:37.950	4	195
26	333	Peter HARRISON	PM6	Yamaha R6 600	5	8:33.318	1:06.619	7.092	1:38.503	2	196
27	37b	Paul CONWAY	P67	Yamaha R1 1000	5	8:46.532	1:19.833	13.214	1:42.437	3	196
28	42	Dick LODGE / The Rock Adventure Centre / Industry Boulders / Road and River	PM1	Yamaha R1 1000	5	8:48.547	1:21.848	2.015	1:42.380	5	218
29	71a	Tony SIMS / Oaks Performance Motorcycles	PM6	Honda CBR RR 600	5	8:48.790	1:22.091	.243	1:41.875	5	199
30	88	Clo HENNESSY / GLE	P67	Honda CBR 250	5	9:10.615	1:43.916	21.825	1:47.991	2	155

Fastest Lap was 1:27.819 by Aaron ROGERS

The results are provisional until the end of the time limit for protests and appeals.

Chief Timekeeper - Colin Rothwell

Clerk of Course - Tony Bolin



COMPUTIME RACE TIMING SYSTEMS PTY LTD
www.computime.com.au

E-mail: scott@computime.com.au / Ph: 0418 17 13 17





Round 1 - Winton : 10 & 11 April FORMULA SPORT

Leg 3

Date: 11/04/21
Event: R14
Weather: Cloudy - Temp: 13c
Track: Dry - Temp 22c

Started at: 10:56:00
Laps: 5
Starters: 31
Printed at: 11:05

PROVISIONAL LAP TIMES

No	Name	Lap 1	Lap 2	Lap 3	Lap 4	Lap 5
6	Cori BOURNE	1:43.214	1:34.746	1:35.599	1:36.128	1:35.767
8	Brandon LEVIN	1:46.852	1:39.783	1:36.609	1:37.438	1:35.679
15	Richard MARROCCHINI	1:49.459	1:37.578	1:36.435	1:37.109	1:37.504
15a	Johnathon HENDERSON	1:45.223	1:36.307	1:37.124	1:35.965	1:35.909
22	Glenn NANKERVIS	1:41.607	1:34.507	1:34.134	1:34.579	1:34.982
22a	Bryce THOMPSON	1:36.962	1:30.913	1:30.530	1:30.332	1:30.486
26	James KIELY	1:38.777	1:31.744	1:32.146	1:32.760	1:32.998
36	Chris DUFFY	1:46.831	1:34.874	1:32.723	1:34.785	1:32.328
37a	Graham SNAITH	1:39.494	1:32.220	1:32.057	1:31.805	1:32.737
37b	Paul CONWAY	1:52.704	1:43.281	1:42.437	1:42.704	1:45.406
39	Alastair LOOMES	1:37.673	1:30.334	1:30.866	1:31.088	1:31.225
41	Philip BUCKMAN	1:42.351	1:33.441	1:32.524	1:32.620	1:33.177
42	Dick LODGE	1:55.470	1:44.105	1:42.732	1:43.860	1:42.380
50	Kym GROSSER	1:47.031	1:38.626	1:36.329	1:35.158	1:33.749
52a	Mitchell HAWKSLEY	1:37.729	1:31.740	1:32.175	1:30.775	1:31.151
T61	Joshua REES	1:46.982	1:37.968	1:37.954	1:37.371	1:35.595
65	Nathan McKENZIE	1:34.833	1:29.570	1:29.146	1:29.480	1:29.078
71a	Tony SIMS	1:55.710	1:44.668	1:43.691	1:42.846	1:41.875
77	Brendan HOLDEN	1:34.367	1:30.628	1:30.237	1:30.453	1:30.546
81	Gary TIDD	1:45.915	1:38.578	1:37.162	1:38.217	1:38.055
88	Clo HENNESSY	1:57.327	1:47.991	1:48.810	1:48.413	1:48.074
95	Matthew RINDEL	1:47.318	1:38.011	1:36.948	1:35.471	1:33.643
99	Doug HALL	1:47.064	1:39.377	1:43.817	1:37.950	1:38.018
119	Aaron ROGERS	1:34.449	1:28.110	1:27.819	1:27.987	1:28.334
211	Jeffrey HILL	1:40.927	1:33.130	1:33.188	1:33.540	1:33.314
262	Danyon ARNOLD	1:48.843	1:36.453	1:36.871	1:35.558	1:33.726
333	Peter HARRISON	1:50.774	1:38.503	1:46.016	1:39.390	1:38.635
616	William DOWNIE	1:44.094	1:34.772	1:35.570	1:34.805	1:35.382
686	Tracey DAVIES	1:48.153	1:38.377	1:37.197	1:37.449	1:37.176
808	Joseph MARINELLO	1:35.176	1:30.083	1:30.453	1:30.039	1:29.857

The results are provisional until the end of the time limit for protests and appeals.

Chief Timekeeper - Colin Rothwell

Clerk of Course - Tony Bolin



COMPUTIME RACE TIMING SYSTEMS PTY LTD
www.computime.com.au

E-mail: scott@computime.com.au / Ph: 0418 17 13 17





Round 1 - Winton : 10 & 11 April

FORMULA SPORT

Leg 3

Started at: 10:56:00

Laps: 5

Starters: 31

Printed at: 11:05


Date: 11/04/21
Event: R14
Weather: Cloudy - Temp: 13c
Track: Dry - Temp 22c

PROVISIONAL SPLIT TIMES

Lap	Split 1	Split 2	Split 3	Lap Time	Spd	Lap	Split 1	Split 2	Split 3	Lap Time	Spd
6 Cori BOURNE (15th)						3	27.969	32.688	29.873	1:30.530	204
1	36.473	35.562	31.179	1:43.214	101	4	28.003	32.589	29.740	1:30.332	204
2	29.507	34.881	30.358	1:34.746	221	5	27.907	32.608	29.971	1:30.486	203
3	29.630	35.302	30.667	1:35.599	216	26 James KIELY (9th)					
4	29.708	35.156	31.264	1:36.128	220	1	35.003	33.896	29.878	1:38.777	85
5	29.799	35.217	30.751	1:35.767	219	2	28.321	33.391	30.032	1:31.744	210
8 Brandon LEVIN (21th)						3	28.429	33.740	29.977	1:32.146	208
1	38.411	36.511	31.930	1:46.852	105	4	28.718	34.014	30.028	1:32.760	208
2	29.969	36.152	33.662	1:39.783	199	5	28.778	34.161	30.059	1:32.998	205
3	30.006	34.824	31.779	1:36.609	201	36 Chris DUFFY (13th)					
4	30.022	35.537	31.879	1:37.438	201	1	39.596	36.186	31.049	1:46.831	139
5	29.854	34.814	31.011	1:35.679	199	2	29.670	35.200	30.004	1:34.874	217
15 Richard MARROCCHINI (23th)						3	28.768	33.979	29.976	1:32.723	221
1	40.730	36.336	32.393	1:49.459	101	4	29.514	34.719	30.552	1:34.785	219
2	30.601	34.754	32.223	1:37.578	197	5	28.639	33.631	30.058	1:32.328	217
3	30.329	34.985	31.121	1:36.435	206	37a Graham SNAITH (8th)					
4	30.285	35.417	31.407	1:37.109	191	1	35.591	34.174	29.729	1:39.494	91
5	30.372	35.776	31.356	1:37.504	207	2	29.045	33.661	29.514	1:32.220	214
15a Johnathon HENDERSON (16th)						3	28.578	33.967	29.512	1:32.057	223
1	37.077	36.217	31.929	1:45.223	100	4	28.422	33.635	29.748	1:31.805	220
2	29.379	35.496	31.432	1:36.307	198	5	28.908	33.853	29.976	1:32.737	201
3	29.868	35.841	31.415	1:37.124	197	37b Paul CONWAY (27th)					
4	29.522	35.286	31.157	1:35.965	197	1	41.552	37.978	33.174	1:52.704	128
5	29.658	35.364	30.887	1:35.909	196	2	32.149	37.684	33.448	1:43.281	180
22 Glenn NANKERVIS (12th)						3	32.011	37.716	32.710	1:42.437	194
1	35.889	34.361	31.357	1:41.607	89	4	32.477	37.533	32.694	1:42.704	180
2	29.053	34.261	31.193	1:34.507	199	5	34.846	37.442	33.118	1:45.406	196
3	29.028	34.065	31.041	1:34.134	197	39 Alastair LOOMES (6th)					
4	28.855	34.513	31.211	1:34.579	198	1	34.530	33.306	29.837	1:37.673	84
5	29.216	34.604	31.162	1:34.982	196	2	28.262	32.924	29.148	1:30.334	221
22a Bryce THOMPSON (5th)						3	28.687	32.714	29.465	1:30.866	220
1	33.604	33.120	30.238	1:36.962	82	4	28.545	33.149	29.394	1:31.088	220
2	28.215	32.665	30.033	1:30.913	203	5	28.653	33.062	29.510	1:31.225	213

Chief Timekeeper - Colin Rothwell

Clerk of Course - Tony Bolin



COMPUTIME RACE TIMING SYSTEMS PTY LTD
www.computime.com.au

E-mail: scott@computime.com.au / Ph: 0418 17 13 17





Round 1 - Winton : 10 & 11 April

FORMULA SPORT

Leg 3

Started at: 10:56:00

Laps: 5

Starters: 31

Printed at: 11:05

Date: 11/04/21
Event: R14
Weather: Cloudy - Temp: 13c
Track: Dry - Temp 22c

PROVISIONAL SPLIT TIMES

Lap	Split 1	Split 2	Split 3	Lap Time	Spd	Lap	Split 1	Split 2	Split 3	Lap Time	Spd
41 Philip BUCKMAN (11th)						3	<u>27.696</u>	32.562	<u>28.888</u>	1:29.146	220
1	36.597	35.516	30.238	1:42.351	122	4	28.021	<u>32.353</u>	29.106	1:29.480	218
2	28.818	34.099	30.524	1:33.441	225	5	27.730	32.390	28.958	<u>1:29.078</u>	220
3	28.724	<u>33.882</u>	<u>29.918</u>	<u>1:32.524</u>	227	71a Tony SIMS (29th)					
4	<u>28.463</u>	34.143	30.014	1:32.620	229	1	42.820	39.057	33.833	1:55.710	117
5	28.942	34.272	29.963	1:33.177	226	2	32.008	38.807	33.853	1:44.668	191
42 Dick LODGE (28th)						3	32.305	38.246	33.140	1:43.691	194
1	41.901	40.040	33.529	1:55.470	138	4	31.475	37.770	33.601	1:42.846	198
2	32.044	39.174	32.887	1:44.105	210	5	<u>31.292</u>	<u>37.690</u>	<u>32.893</u>	<u>1:41.875</u>	199
3	31.876	38.589	<u>32.267</u>	1:42.732	218	77 Brendan HOLDEN (4th)					
4	32.127	38.915	32.818	1:43.860	213	1	32.266	<u>32.314</u>	29.787	1:34.367	64
5	<u>31.825</u>	<u>38.287</u>	32.268	<u>1:42.380</u>	212	2	27.770	32.902	29.956	1:30.628	205
50 Kym GROSSER (17th)						3	<u>27.670</u>	32.600	29.967	<u>1:30.237</u>	208
1	38.990	36.514	31.527	1:47.031	128	4	27.877	32.895	<u>29.681</u>	1:30.453	206
2	30.712	36.178	31.736	1:38.626	203	5	27.726	32.875	29.945	1:30.546	207
3	30.064	35.152	31.113	1:36.329	195	81 Gary TIDD (22th)					
4	30.134	34.504	30.520	1:35.158	207	1	38.092	36.623	<u>31.200</u>	1:45.915	130
5	<u>29.460</u>	<u>33.947</u>	<u>30.342</u>	<u>1:33.749</u>	207	2	30.563	36.531	31.484	1:38.578	216
52a Mitchell HAWKSLEY (7th)						3	30.188	<u>35.737</u>	31.237	<u>1:37.162</u>	220
1	34.055	33.618	30.056	1:37.729	75	4	30.298	36.336	31.583	1:38.217	215
2	28.875	33.259	29.606	1:31.740	206	5	<u>30.180</u>	36.288	31.587	1:38.055	217
3	29.072	33.566	<u>29.537</u>	1:32.175	207	88 Clo HENNESSY (30th)					
4	<u>27.990</u>	<u>33.026</u>	29.759	<u>1:30.775</u>	207	1	42.491	38.913	<u>35.923</u>	1:57.327	107
5	28.080	33.226	29.845	1:31.151	206	2	33.443	<u>38.415</u>	36.133	<u>1:47.991</u>	155
T61 Joshua REES (20th)						3	<u>33.429</u>	38.445	36.936	1:48.810	153
1	38.690	36.700	31.592	1:46.982	105	4	33.913	38.569	35.931	1:48.413	154
2	29.998	36.254	31.716	1:37.968	203	5	33.486	38.427	36.161	1:48.074	152
3	30.037	35.594	32.323	1:37.954	204	95 Matthew RINDEL (18th)					
4	30.085	35.429	31.857	1:37.371	204	1	39.434	36.589	31.295	1:47.318	116
5	<u>29.932</u>	<u>34.816</u>	<u>30.847</u>	<u>1:35.595</u>	200	2	30.064	35.938	32.009	1:38.011	198
65 Nathan McKENZIE (2nd)						3	29.790	35.767	31.391	1:36.948	223
1	33.089	32.413	29.331	1:34.833	69	4	30.195	35.337	<u>29.939</u>	1:35.471	193
2	27.912	32.593	29.065	1:29.570	217	5	<u>29.358</u>	<u>34.067</u>	30.218	<u>1:33.643</u>	185

Chief Timekeeper - Colin Rothwell

Clerk of Course - Tony Bolin



COMPUTIME RACE TIMING SYSTEMS PTY LTD
www.computime.com.au

E-mail: scott@computime.com.au / Ph: 0418 17 13 17





Round 1 - Winton : 10 & 11 April
FORMULA SPORT

Leg 3

Started at: **10:56:00**

Laps: **5**

Starters: **31**

Printed at: **11:05**

Date: **11/04/21**
Event: **R14**
Weather: **Cloudy - Temp: 13c**
Track: **Dry - Temp 22c**

PROVISIONAL SPLIT TIMES

Lap	Split 1	Split 2	Split 3	Lap Time	Spd	Lap	Split 1	Split 2	Split 3	Lap Time	Spd
99 Doug HALL (25th)						1	41.035	37.021	32.718	1:50.774	120
1	38.308	36.023	32.733	1:47.064	118	2	30.591	35.883	32.029	1:38.503	193
2	30.160	36.630	32.587	1:39.377	191	3	29.760	35.933	40.323	1:46.016	196
3	30.242	39.814	33.761	1:43.817	195	4	30.908	35.886	32.596	1:39.390	191
4	30.283	35.412	32.255	1:37.950	187	5	30.524	35.808	32.303	1:38.635	193
5	29.917	35.483	32.618	1:38.018	188						
119 Aaron ROGERS (1st)						616 William DOWNIE (14th)					
1	32.428	32.576	29.445	1:34.449	54	1	37.605	35.168	31.321	1:44.094	121
2	27.546	31.700	28.864	1:28.110	201	2	29.242	34.485	31.045	1:34.772	216
3	26.752	31.818	29.249	1:27.819	203	3	29.665	34.476	31.429	1:35.570	219
4	27.104	31.842	29.041	1:27.987	201	4	28.928	34.878	30.999	1:34.805	218
5	26.979	31.989	29.366	1:28.334	200	5	29.701	34.304	31.377	1:35.382	214
211 Jeffrey HILL (10th)						686 Tracey DAVIES (24th)					
1	36.198	34.447	30.282	1:40.927	95	1	39.289	36.901	31.963	1:48.153	115
2	28.827	34.006	30.297	1:33.130	221	2	30.995	35.104	32.278	1:38.377	219
3	29.048	34.027	30.113	1:33.188	216	3	30.515	34.747	31.935	1:37.197	225
4	28.787	34.424	30.329	1:33.540	214	4	30.975	35.042	31.432	1:37.449	208
5	28.846	34.196	30.272	1:33.314	216	5	30.119	35.553	31.504	1:37.176	214
262 Danyon ARNOLD (19th)						808 Joseph MARINELLO (3rd)					
1	42.021	35.317	31.505	1:48.843	120	1	33.487	32.370	29.319	1:35.176	73
2	29.275	35.396	31.782	1:36.453	198	2	27.680	32.924	29.479	1:30.083	210
3	30.020	34.812	32.039	1:36.871	197	3	27.508	32.513	30.432	1:30.453	207
4	30.078	34.736	30.744	1:35.558	195	4	27.504	32.864	29.671	1:30.039	207
5	29.111	34.045	30.570	1:33.726	192	5	27.700	32.927	29.230	1:29.857	211
333 Peter HARRISON (26th)											

The results are provisional until the end of the time limit for protests and appeals.

Chief Timekeeper - Colin Rothwell

Clerk of Course - Tony Bolin



COMPUTIME RACE TIMING SYSTEMS PTY LTD
www.computime.com.au

E-mail: scott@computime.com.au / Ph: 0418 17 13 17





Round 1 - Winton : 10 & 11 April
FORMULA SPORT

Leg 3

Started at: 10:56:00
Laps: 5
Starters: 31
Printed at: 11:05

Date: 11/04/21
Event: R14
Weather: Cloudy - Temp: 13c
Track: Dry - Temp 22c


PROVISIONAL FASTEST LAPS SEQUENCE

Lap	Race Pos	No	Name	Machine	Fastest Lap	On Lap
1	1	77	Brendan HOLDEN	Kawasaki ZX6R 600	1:34.367	1
2	1	119	Aaron ROGERS	Yamaha R6 600	1:28.110	2
3	1	119	Aaron ROGERS	Yamaha R6 600	1:27.819	3

The results are provisional until the end of the time limit for protests and appeals.

Chief Timekeeper - Colin Rothwell

Clerk of Course - Tony Bolin



COMPUTIME RACE TIMING SYSTEMS PTY LTD
www.computime.com.au

E-mail: scott@computime.com.au / Ph: 0418 17 13 17





Round 1 - Winton : 10 & 11 April

FORMULA SPORT

Leg 3

Started at: 10:56:00

Date: 11/04/21

Event: R14

Laps: 5

Weather: Cloudy - Temp: 13c

Starters: 31

Track: Dry - Temp 22c

Printed at: 11:05

PROVISIONAL LAP SHEET

Table with 5 columns (Lap 1-5) and 4 rows (No, Lap Time, Gap) for each lap. Includes rider numbers and times.

The results are provisional until the end of the time limit for protests and appeals.

Signature of Colin Rothwell

Chief Timekeeper - Colin Rothwell

Signature of Tony Bolin

Clerk of Course - Tony Bolin



COMPUTIME RACE TIMING SYSTEMS PTY LTD www.computime.com.au

E-mail: scott@computime.com.au / Ph: 0418 17 13 17





Round 1 - Winton : 10 & 11 April

FORMULA SPORT

Leg 3

Started at: 10:56:00

Date: 11/04/21

Event: R14

Laps: 5

Weather: Cloudy - Temp: 13c

Starters: 31


Track: Dry - Temp 22c


Printed at: 11:05


PROVISIONAL LAP CHART

Grid	1	2	3	4	5
119	77	119	119	119	119
77	119	65	65	65	65
65	65	77	77	77	808
808	808	808	808	808	77
52a	22a	22a	22a	22a	22a
22a	39	39	39	39	39
39	52a	52a	52a	52a	52a
26	26	26	26	26	37a
37a	37a	37a	37a	37a	26
22	211	211	211	211	211
211	22	41	41	41	41
6	41	22	22	22	22
15a	6	6	6	36	36
8	616	616	36	616	616
15	15a	15a	616	6	6
T61	81	36	15a	15a	15a
686	36	81	81	50	50
41	8	T61	50	262	95
616	T61	262	262	95	262
95	50	95	95	81	T61
99	99	50	T61	T61	8
333	95	99	8	15	81
81	686	686	15	8	15
50	262	8	686	686	686
262	15	15	99	99	99
37b	333	333	333	333	333
808a	37b	37b	37b	37b	37b
42	42	42	42	42	42
88	71a	71a	71a	71a	71a
36	88	88	88	88	88
21					
85					
62					

The results are provisional until the end of the time limit for protests and appeals.


 Chief Timekeeper - Colin Rothwell


 Clerk of Course - Tony Bolin



COMPUTIME RACE TIMING SYSTEMS PTY LTD
www.computime.com.au

E-mail: scott@computime.com.au / Ph: 0418 17 13 17





Round 1 - Winton : 10 & 11 April

FORMULA SPORT

Leg 3

Started at: 10:56:00

Date: 11/04/21

Event: R14

Laps: 5

Weather: Cloudy - Temp: 13c

Starters: 31

Track: Dry - Temp 22c

Printed at: 11:05

PROVISIONAL BEST PARTIAL TIMES

Pos	Split 1		Split 2		Split 3		LAP		Ideal	Fastest
	Name	Time	Name	Time	Name	Time	Name	Time		
1	A. ROGERS	26.752	A. ROGERS	31.700	A. ROGERS	28.864	A. ROGERS	1:27.316	1:27.819	
2	J. MARINELLO	27.504	B. HOLDEN	32.314	N. McKENZIE	28.888	N. McKENZIE	1:28.937	1:29.078	
3	B. HOLDEN	27.670	N. McKENZIE	32.353	A. LOOMES	29.148	J. MARINELL	1:29.104	1:29.857	
4	N. McKENZIE	27.696	J. MARINELLO	32.370	J. MARINELLO	29.230	B. HOLDEN	1:29.665	1:30.237	
5	B. THOMPSON	27.907	B. THOMPSON	32.589	G. SNAITH	29.512	A. LOOMES	1:30.124	1:30.334	
6	M. HAWKSLEY	27.990	A. LOOMES	32.714	M. HAWKSLEY	29.537	B. THOMPSON	1:30.236	1:30.332	
7	A. LOOMES	28.262	M. HAWKSLEY	33.026	B. HOLDEN	29.681	M. HAWKSLEY	1:30.553	1:30.775	
8	J. KIELY	28.321	J. KIELY	33.391	B. THOMPSON	29.740	G. SNAITH	1:31.569	1:31.805	
9	G. SNAITH	28.422	C. DUFFY	33.631	J. KIELY	29.878	J. KIELY	1:31.590	1:31.744	
10	P. BUCKMAN	28.463	G. SNAITH	33.635	P. BUCKMAN	29.918	C. DUFFY	1:32.246	1:32.328	
11	C. DUFFY	28.639	P. BUCKMAN	33.882	M. RINDEL	29.939	P. BUCKMAN	1:32.263	1:32.524	
12	J. HILL	28.787	K. GROSSER	33.947	C. DUFFY	29.976	J. HILL	1:32.906	1:33.130	
13	G. NANKERVIS	28.855	J. HILL	34.006	J. HILL	30.113	M. RINDEL	1:33.364	1:33.643	
14	W. DOWNIE	28.928	D. ARNOLD	34.045	K. GROSSER	30.342	D. ARNOLD	1:33.726	1:33.726	
15	D. ARNOLD	29.111	G. NANKERVIS	34.065	C. BOURNE	30.358	K. GROSSER	1:33.749	1:33.749	
16	M. RINDEL	29.358	M. RINDEL	34.067	D. ARNOLD	30.570	G. NANKERVIS	1:33.961	1:34.134	
17	J. HENDERSON	29.379	W. DOWNIE	34.304	J. REES	30.847	W. DOWNIE	1:34.231	1:34.772	
18	K. GROSSER	29.460	T. DAVIES	34.747	J. HENDERSON	30.887	C. BOURNE	1:34.746	1:34.746	
19	C. BOURNE	29.507	R. MARROCCHINI	34.754	W. DOWNIE	30.999	J. HENDERSON	1:35.552	1:35.909	
20	P. HARRISON	29.760	B. LEVIN	34.814	B. LEVIN	31.011	J. REES	1:35.595	1:35.595	
21	B. LEVIN	29.854	J. REES	34.816	G. NANKERVIS	31.041	B. LEVIN	1:35.679	1:35.679	
22	D. HALL	29.917	C. BOURNE	34.881	R. MARROCCHINI	31.121	R. MARROCC	1:36.160	1:36.435	
23	J. REES	29.932	J. HENDERSON	35.286	G. TIDD	31.200	T. DAVIES	1:36.298	1:37.176	
24	T. DAVIES	30.119	D. HALL	35.412	T. DAVIES	31.432	G. TIDD	1:37.117	1:37.162	
25	G. TIDD	30.180	G. TIDD	35.737	P. HARRISON	32.029	D. HALL	1:37.584	1:37.950	
26	R. MARROCCHINI	30.285	P. HARRISON	35.808	D. HALL	32.255	P. HARRISON	1:37.597	1:38.503	
27	T. SIMS	31.292	P. CONWAY	37.442	D. LODGE	32.267	T. SIMS	1:41.875	1:41.875	
28	D. LODGE	31.825	T. SIMS	37.690	P. CONWAY	32.694	P. CONWAY	1:42.147	1:42.437	
29	P. CONWAY	32.011	D. LODGE	38.287	T. SIMS	32.893	D. LODGE	1:42.379	1:42.380	
30	C. HENNESSY	33.429	C. HENNESSY	38.415	C. HENNESSY	35.923	C. HENNESSY	1:47.767	1:47.991	

The results are provisional until the end of the time limit for protests and appeals.

Chief Timekeeper - Colin Rothwell

Clerk of Course - Tony Bolin



COMPUTIME RACE TIMING SYSTEMS PTY LTD
www.computime.com.au

E-mail: scott@computime.com.au / Ph: 0418 17 13 17





Round 1 - Winton : 10 & 11 April

FORMULA SPORT

LEG 4 (Event 23)

Date: 11/04/21
Event: R14
Weather: Cloudy - Temp: 13c
Track: Dry - Temp 22c

Started at: 10:56:00
Laps: 5
Starters: 31
Printed at: 11:05


PROVISIONAL GRID SHEET



	3 808 J. MARINELLO 7:35.608	2 65 N. McKENZIE 7:32.107	1 119 A. ROGERS 7:26.699	1
6 39 A. LOOMES 7:41.186	5 22a B. THOMPSON 7:39.223	4 77 B. HOLDEN 7:36.231		2
	9 26 J. KIELY 7:48.425	8 37a G. SNAITH 7:48.313	7 52a M. HAWKSLEY 7:43.570	3
12 22 G. NANKERVIS 7:59.809	11 41 P. BUCKMAN 7:54.113	10 211 J. HILL 7:54.099		4
	15 6 C. BOURNE 8:05.454	14 616 W. DOWNIE 8:04.623	13 36 C. DUFFY 8:01.541	5
18 95 M. RINDEL 8:11.391	17 50 K. GROSSER 8:10.893	16 15a J. HENDERSO 8:10.528		6
	21 8 B. LEVIN 8:16.361	20 T61 J. REES 8:15.870	19 262 D. ARNOLD 8:11.451	7
24 686 T. DAVIES 8:18.352	23 15 R. MARROCCHI 8:18.085	22 81 G. TIDD 8:17.927		8
	27 37b P. CONWAY 8:46.532	26 333 P. HARRISON 8:33.318	25 99 D. HALL 8:26.226	9
30 88 C. HENNESSY 9:10.615	29 71a T. SIMS 8:48.790	28 42 D. LODGE 8:48.547		10

Chief Timekeeper - Colin Rothwell

Clerk of Course - Tony Bolin



COMPUTIME RACE TIMING SYSTEMS PTY LTD
www.computime.com.au

E-mail: scott@computime.com.au / Ph: 0418 17 13 17

